


# SOLUTION



BENDING



## ***HFE 3i HT***



POWERFUL FLEXIBILITY IN THE BENDING PROCESS



**AMADA**<sup>®</sup>


# HFE 3i HT

POWERFUL FLEXIBILITY IN THE BENDING PROCESS

## COMPLETE SOLUTION FOR THE PROCESSING OF LARGE COMPONENTS AND THICK MATERIAL

Based on the success of the HFE series, the HFE3i High Tonnage has been designed to meet the process requirements when bending heavy, large components and thick material.

The high rigidity frame, accurate crowning system, tailor-made back gauge and equipment specifically designed for high tonnage applications ensure the highest efficiency of the bending process in this manufacturing sector.



### EQUIPMENT

Photograph may include optional equipment

#### AKAS 5



The latest AKAS security system solution (AKAS 5) offers the highest level of safety with an increased performance due to easier set-up.

#### HAND WHEEL



Manual adjustments of all axes are easily done with the hand wheel.

#### DIGIPRO



This electronic device uses wireless technology to transmit the measured angle to the NC. The machine then compensates to provide a precise bend angle.

# MAIN FUNCTIONS

## 1 POWERFUL BENDING CAPACITY

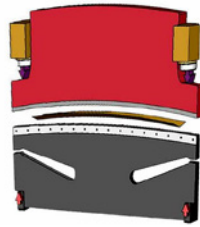
### 400t 4-5-6m BENDING LENGTH

HFE3i HT range comprises of 3 machine models:

- 400t 4m
- 400t 5m
- 400t 6m

Frame is specifically designed to offer best performance in High Tonnage applications:

- Parallel deflection of the beams is guaranteed by an AMADA patented design of the lower table
- High rigidity frame ensures an accurate and stable bending result



## 2 STRONG AND FLEXIBLE BACK GAUGE

### TAYLOR MADE SOLUTION FOR STABLE GAUGING

Combining payload and positioning accuracy, the new AMADA back gauge, specifically designed for high tonnage applications, offers an efficient solution for accurate and stable gauging.

The back gauge system utilises 5 motorized axis controlled by the NC;

The standard single DeltaX finger allows high gauging flexibility.



## 3 NETWORK COMPATIBLE

### EASY OPERATION

The AMNC 3i numerical control is simple to operate and reduces setup times. It allows for offline programming, digital integration and is compatible with Industry 4.0.



- The user-friendly and easy to use control has an 18.5 inch multi-touch screen, offers multiple programming options and removes the need for external keyboards.
- Using Tool Navigation and offline programming enables the reduction of setup times and an increase in machine efficiency.

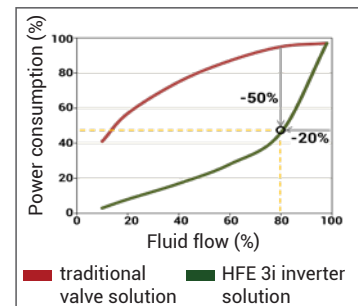
The VPSS 3i bend cam software automatically selects tools, creates tool layouts and determines bend sequences.

## 4 GREEN AND RELIABLE

### INVERTER TECHNOLOGY

The ECO drive system continually monitors and self-adjusts during machine operation.

This provides benefits such as less energy usage, reduced maintenance, less oil consumption, lower noise levels and increased reliability.




## 5 ERGONOMIC

### SHEET FOLLOWER (OPTION)

AMADA sheet followers and related equipment provide an ergonomic and safe solution for large and heavy components.

The added benefits also:

- include improved accuracy and safety
- include operator assistance when handling large and heavy parts
- eliminate the need for a second operator



## 6 ACCURATE AND RELIABLE PROCESS

### BENDING INDICATOR (OPTION)

Automatic angle adjustment for thick material and large die ensures highly accurate bending even when material thickness and properties vary from part to part.

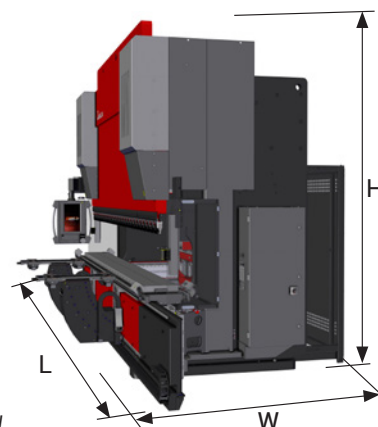
This removes the need for test bending and adjustment of the initial bend angle, eliminating scrap and reducing set-up time.



*For illustrative purposes only*

## DIMENSIONS

HFE3i HT		4004	4005	4006
Total length (L)*	mm	5570	6490	7570
Total width (W)**	mm	3277	3277	3277
Total height (H)	mm	3385	3685	3985
Machine mass	kg	24400	33500	36000



\* Total length is intended with the arm and the NC maximum extended on the exterior, and all doors closed.  
 \*\* Total width is intended with the arm and the NC maximum extended in front, and all doors closed.

## MACHINE SPECIFICATIONS

HFE3i HT		4004	4005	4006
Capacity	kN	4000		
Beam length	mm	4100	5020	6100
Table width	mm	250	350	250**
Distance between frame	mm	3230	4150	5230
Throat depth	mm	420		
Open height*	mm	620		
Stroke	mm	350		
Table height	mm	960		
Oil capacity	litre	320		
Power consumption (main motor only)	kW	30		
Approach speed	mm/s	100		
Maximum bending speed	mm/s	10		
Return speed	mm/s	100		

\* without die holder \*\* with pit for lower beam

## BACK GAUGE SPECIFICATIONS

5-AXIS BACK GAUGE		X axis	Delta X	R axis	Z axis
Operating stroke	mm	800	±150	250	various
Speed	mm/s	500	500	100	1000
Absolute accuracy	mm	±0.2	±0.05	±0.4	±1

The specifications, appearance and equipment are subject to change without notice due to improvement.



For Your Safety

Please read the user manual before use. Before using this machine, please familiarise yourself with the risks.

The use of this product requires appropriate risk prevention measures depending on the type of work to be performed. The safety devices recommended by AMADA are supplied as standard for proper use with regard to EC conformity.

The official name of the machine described in this brochure is HFE3i HT. Please use this reference when contacting authorities to apply for financing, installation or exporting. The machine name may contain a hyphen for easier reading. Safety devices have been removed in some photos used in this brochure.

### AMADA UK LTD.

Spennells Valley Road,  
Kidderminster,  
Worcestershire DY10 1XS  
United Kingdom  
Tel: +44 (0)1562 749500  
Fax: +44 (0)1562 749510  
www.amada.co.uk

### AMADA SA

Paris Nord II  
96, avenue de la Pyramide  
93290 Tremblay en France  
France  
Tél : +33 (0)1 49 90 30 00  
Fax : +33 (0)1 49 90 31 99  
www.amada.fr

### AMADA GmbH

Amada Allee 1  
42781 Haan  
Germany  
Tel: +49 (0)2104 2126-0  
Fax: +49 (0)2104 2126-999  
www.amada.de

### AMADA ITALIA S.r.l.

Via Amada I., 1/3  
29010 Pontenure  
(Piacenza)  
Italia  
Tel: +39 0523 872111  
Fax: +39 0523 872101  
www.amada.it

