

SOLUTION




COMBINATION



LC 2515 **C1AJ**
Fiber Laser



ENERGY SAVING, FIBRE LASER COMBINATION MACHINE



AMADA

LC 2515 *G1AJ* *Fiber Laser*

ENERGY SAVING, FIBRE LASER COMBINATION MACHINE

LOW ENERGY CONSUMPTION AND LOWER COST PER PART ACHIEVED THROUGH EFFICIENT PROCESS INTEGRATION

IN-HOUSE DEVELOPED FIBRE LASER COMBINED WITH SERVO ELECTRIC PUNCHING TECHNOLOGY

An innovative table cabin design reduces the machine area and provides full laser beam protection. Shorter lead times can be realised when combined with AMADA's compact automation systems.




TYPICAL PROCESSING SAMPLES




- Number of tools used: 5
- Number of punching hits: 19
- Number of tapping hits: 2

Material: galvanized steel 0.8 mm
Dimension: 100.0 x 47.0 mm

CO₂ laser



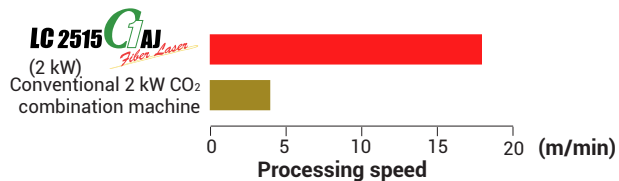
Fibre laser



Fibre laser processing reduces the melt effect on coated surfaces and cut edges

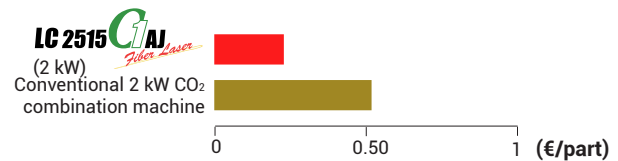
PRODUCTIVITY COMPARISON

27% TIME REDUCTION



RUNNING COST COMPARISON

56% COST REDUCTION PER PART



- Number of tools used: 9
- Number of punching hits: 485 (including 461 center punching hits)
- Number of tapping hits: 12
- * Marking produced with center punch tooling

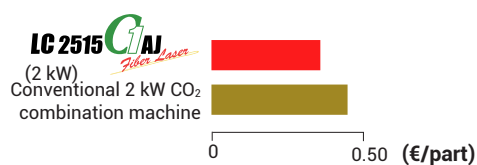
Material: mild steel 6.0 mm
Dimension: Ø52 mm



The LC-2515 C1 AJ can cut highly reflective materials that are difficult to cut with a CO₂ laser.

RUNNING COST COMPARISON

25% COST REDUCTION PER PART



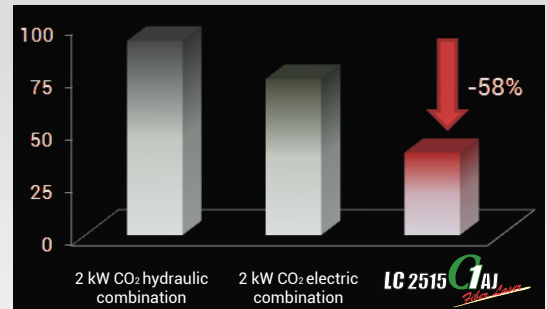
MAXIMUM MATERIAL THICKNESSES

	LC 2515 C1 AJ (2 kW)	Conventional 2 kW CO ₂ combination machine
Aluminium	6 mm	6 mm
Brass	5 mm	
Copper	4 mm	


HIGH PRODUCTIVITY, ENERGY-SAVING PROCESSING

ENERGY CONSERVATION AND COST REDUCTION

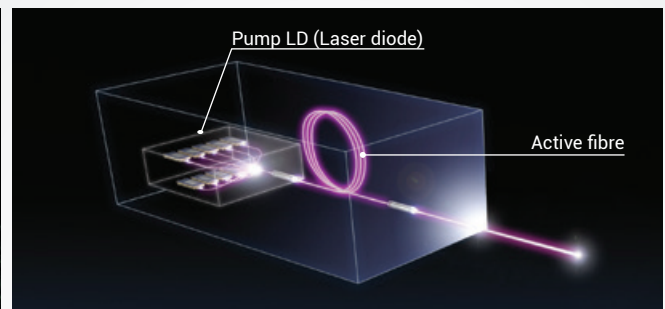
- The construction of the fibre laser oscillator and optical transport of the laser beam is less complex than a CO₂ system. This drastically reduces the maintenance requirements of the oscillator and optical parts.
- AMADA's fibre laser has a higher energy conversion and 3 times higher energy efficiency than a CO₂ laser. Power consumption of the oscillator is also substantially reduced. There is no need for warm-up operations or laser gas, providing a running cost saving of at least 70%.



- The LC-2515C1AJ is also equipped with a highly energy efficient AC servo press drive providing energy recovery features to reduce the overall power requirements. This means the LC-2515C1AJ requires less power than a hydraulically driven punch machine.




Servo drive mechanism



Laser Module


A concept illustration



Photograph includes optional equipment

SAFE OPERATION AND EASY MATERIAL LOADING

THE FIBRE LASER COMBINATION MACHINE WITH NO COMPROMISE ON SAFETY



Innovative, unique table cabin and shutter design

The hybrid type sheet movement of AMADA combination machines, where the material moves in the X-axis only during laser cutting while the laser head moves in the Y-axis, allows a space saving table cabin design to be utilised.




Secondary X gauge position

This simple but effective system means the operator does not need to open the table cabin when manually loading a sheet of material.

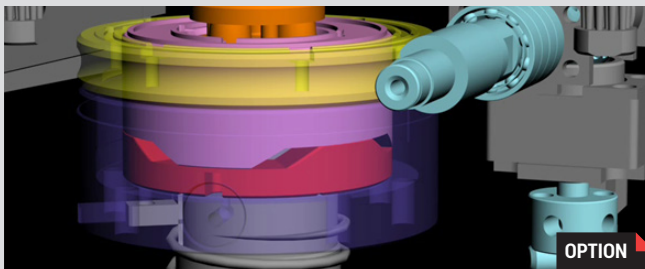
PROCESS INTEGRATION AND STABLE PROCESSING

INNOVATIONS FOR ENHANCED TOOL PROCESSING



MPT tapping tools (tapping stations)

The Multi Purpose Turret installed in the LC-2515C1AJ contains 4 tapping stations, allowing integration of punching and tapping operations traditionally processed separately. Overall processing and programming times are therefore reduced as a result.



Die lift-up station

To eliminate processing problems associated with high forming dies, such as scratching, the Die Lift-Up stations keep them below the sheet passline during material movement.



Floating brush table

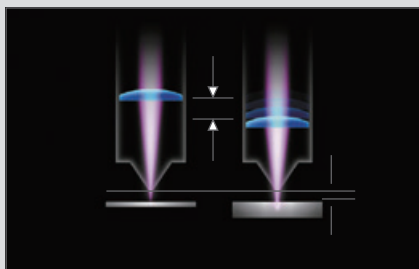
After down forming, the brush table around the turret raises to lift the material clear of the die before moving to the next position.



Prevention of tool setup mistakes

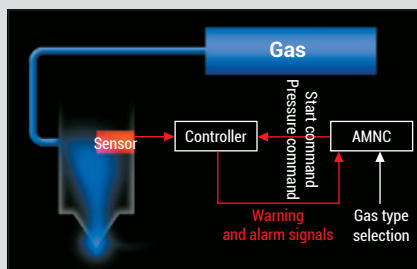
The tool identification is marked on each individual tool so each one can be digitally managed. When a tool is installed, the machine automatically checks the ID to ensure the correct tool is used.

FUNCTIONS AND OPTIONAL EQUIPMENT




Motorised Auto Focus Control System

The optimum focal point is automatically set from the cutting database to suit each material. A constant focus is maintained, ensuring optimum laser beam quality and reduced assist gas costs.



High Pressure NC Gas Control System

The assist gas pressure is automatically controlled for the entire range of materials and thicknesses being processed.



'One Touch' Lens and Nozzle Exchange

To allow faster machine setup, the cutting head on the LC-2515C1AJ is equipped with simple, quick change lens and nozzle cartridges.



Work Chute

A large 400 x 1525 mm work chute is configured into the machine to enable highly efficient, microjoint-free processing.

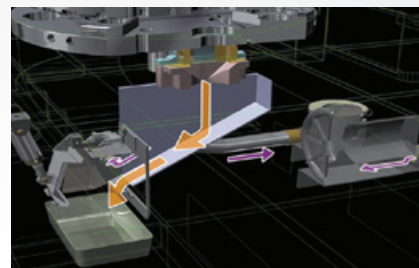


Cutting Lenses

The LC-2515C1AJ is supplied with 2 cutting lenses as standard:

- 190 mm lens assembly*
- 190 mm (AX) lens assembly*

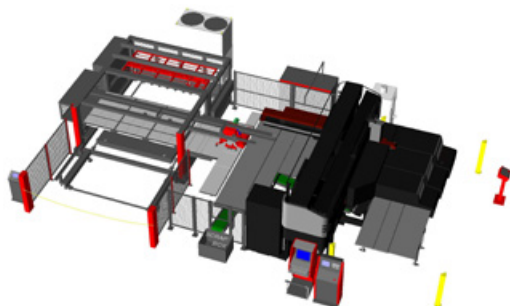
* including lens holder



Slug Pull Prevention System

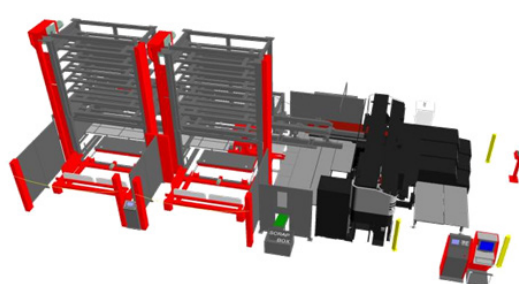
The LC-2515C1AJ has a vacuum slug suction unit design which prevents even large diameter slug pulling.

AUTOMATION OPTIONS



Rear Manipulator

This system allows high speed, safe and reliable load/unload operations, ensuring maximum productivity. The 'Open Front' concept allows for rapid one-off production, whilst the rear manipulator facilitates high volume manufacture.



Two-storage tower specification

(Material and part storage towers)

The two-storage tower specification, composed of a material storage tower and a part/skeleton storage tower, allows the continuous processing of multiple materials and parts at the same time.




CAD/CAM

This fully automatic CAM system nests all the user defined parts and quantities, applies punch tooling/laser profiles, defines the processing sequence and generates the NC program. Increase productivity for your punch, laser or combination machines.




AMNC 3i

The LC-2515C1AJ is equipped with the AMNC 3i and a new touch screen interface providing comfortable operation and impressive ergonomics. It enables simple, intuitive ease of use and fits perfectly into the VPSS 3i digital suite concept.




High density brush bed

In order to reduce scratching of the underside of the material, the LC-2515C1AJ is supplied with a high density brush bed capable of supporting 6 mm thick material.



HS Capacitance Head

In order to ensure reliable processing, the LC-2515C1AJ is equipped with AMADA's latest HS capacitance sensing head. This smoothly and quickly follows the sheet profile to maintain a consistent cut even when the sheet is not 100% flat.



Large Capacity, Versatile Turret

Including the 4 station tapping unit, the LC-2515C1AJ has a large capacity, 46 (4 Auto Index) station turret designed to allow flexibility in the manufacturing process.

Option: 49 (1 Auto Index, 3 Die Lift-Up) station turret with die lifter stations.



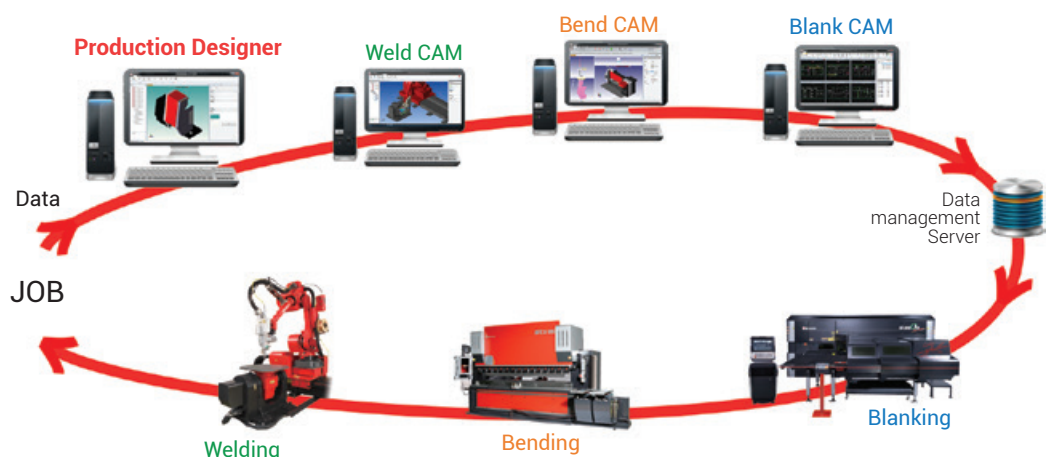
Bar Code Reader

The LC-2515C1AJ is equipped with a bar code reader to allow reliable recall of programming data on the shop floor. By scanning the setup sheet from the CAM system, the operator ensures the correct, latest version of the program is loaded into the machine control.

THE SHEET METAL DIGITAL FACTORY

AMADA proposes digital manufacturing using VPSS (Virtual Prototype Simulation System).


All data is created in the office and utilised in the workshop via a network.



DIMENSIONS*

Unit : mm

LC-2515C1AJ
(L) 6420 x (W) 6927 x (H) 2377



* Without safety equipments

MACHINE SPECIFICATIONS

LC-2515C1AJ			
Numerical Control			AMNC 3i
Punching force		kN	200
Drive system			AC servo drive
Turret	Number of stations		46 MPT (4 Auto Index)
Controlled axes (simultaneously)	Laser		X, Y, Z, CF
	Punch		X, Y, A
Axis travel distance	X x Y	mm	3050 x 1525
Maximum simultaneous feed rate	Punch, X/Y	m/min	128
	Laser, X/Y	m/min	128
Maximum punching hit rate	5 mm stroke / 25.4 mm pitch	hpm	370
Positioning accuracy		mm	±0.07
Work range without reposition	Punch, X x Y	mm	3050 x 1525
	Laser, X x Y	mm	2500 x 1525
	Combined X x Y	mm	2500 x 1525
Maximum sheet thickness (for punching)		mm	6
Maximum material mass		kg	220
Work chute size	X x Y	mm	400 x 1525
Machine mass		kg	20000

OSCILLATOR SPECIFICATIONS

		AJ-2000	AJ-3000
Beam generation		Laser diode-pumped fibre laser	
Maximum power		W	2000 3000
Wavelength		µm	1.08
Maximum processing thickness*	Mild steel	mm	6
	Stainless steel		6
	Aluminium		6
	Brass		5
	Copper		6
	Titanium		5

* Maximum value depends on material quality and environmental conditions

Specifications, appearance and equipment are subject to change without notice by reason of improvement.



For your safe use
Be sure to read the user manual carefully before use.
When using this product, appropriate personal protection equipment must be used.



Laser class 1 when operated in accordance to EN 60825-1

The official model name of the machines and units described in this catalogue are non-hyphenated like LC2515C1AJ. Use this registered model names when you contact the authorities for applying for installation, exporting, or financing.
The hyphenated spellings like LC-2515 C1 AJ are used in some portions of the catalogue for sake of readability. This also applies to other machines.
Hazard prevention measures are removed in the photos used in this catalogue.

AMADA UK LTD.

Spennells Valley Road,
Kidderminster,
Worcestershire DY10 1XS
United Kingdom
Tel: +44 (0)1562 749500
Fax: +44 (0)1562 749510
www.amada.co.uk

AMADA SA

Paris Nord II
96, avenue de la Pyramide
93290 Tremblay en France
France
Tél : +33 (0)149903000
Fax : +33 (0)149903199
www.amada.fr

AMADA GmbH

AMADA Allee 1
42781 Haan
Germany
Tel: +49 (0)2104 2126-0
Fax: +49 (0)2104 2126-999
www.amada.de

AMADA ITALIA S.r.l.

Via AMADA I., 1/3
29010 Pontenure (PC)
Italia
Tel: +39 (0)523-872111
Fax: +39 (0)523-872101
www.amada.it

